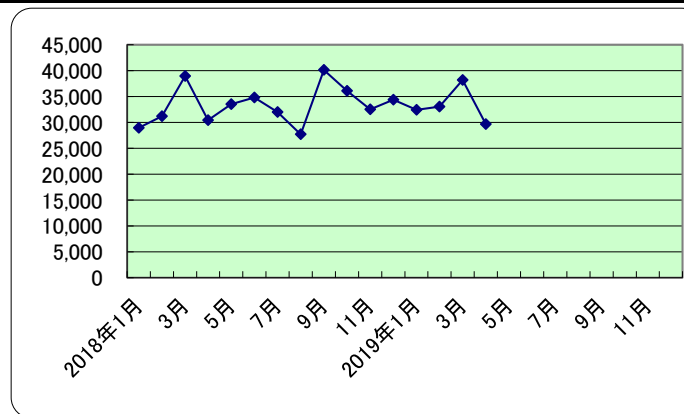
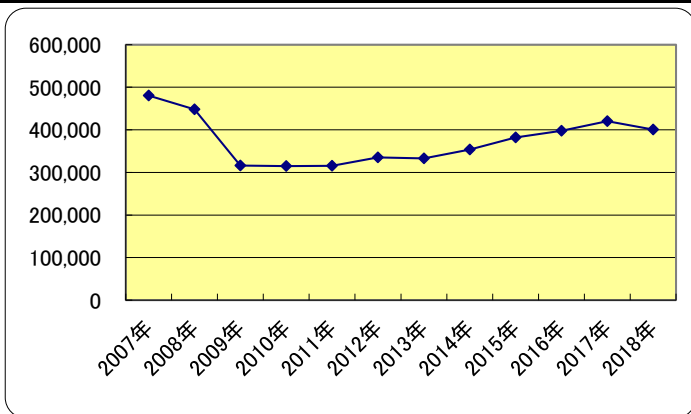


金型生産実績(金額)

「機械統計」出所:経済産業省

注)右欄は内製分(単位:百万円)

	プレス型		鍛造型		鋳造型		ダイカスト型		プラスチック型		ガラス型		ゴム型		粉末冶金型		合計		累計		
2007年	194,496	61,991	20,548	12,008	13,627	3,386	48,343	11,541	179,094	40,668	4,531		11,993	3,243	7,790	619	480,421	133,455			
2008年	174,697	47,480	20,382	12,061	12,939	2,345	47,426	11,519	170,080	38,448	4,112		11,080	2,678	7,582	799	448,298	115,331			
2009年	137,991	39,672	12,315	6,774	7,452	1,751	24,759	7,147	118,552	35,311	3,742	113	6,550	1,995	4,560	568	315,921	93,329			
2010年	125,288	36,382	17,363	9,351	7,200	1,648	29,859	7,775	119,663	30,264	3,933	33	5,928	1,689	5,617	585	314,851	87,727			
2011年	123,392	29,495	18,001	10,115	8,050	1,689	34,313	9,538	115,324	30,456	3,878		5,954	1,476	6,568	652	315,480	83,423			
2012年	129,772	35,250	22,783	11,603	9,740	1,852	39,193	10,403	117,501	28,787	3,621		5,989	1,355	6,454	604	335,052	89,854			
2013年	128,819	31,263	26,274	11,141	9,418	2,770	38,013	10,827	113,977	28,823	3,193		6,598	2,170	6,667	731	332,960	87,725			
2014年	138,443	31,483	28,793	12,327	7,486	1,805	41,156	12,254	123,033	32,993	2,916		5,452	1,982	6,517	695	353,794	93,538			
2015年	145,821	36,487	27,884	12,778	7,805	2,070	50,672	15,754	130,920	31,869	2,866		9,496	3,174	6,636	558	382,100	102,691			
2016年	148,538	35,906	30,059	17,961	7,290	1,446	50,987	17,863	142,618	35,683	2,915		9,087	3,265	6,314	446	397,808	109,488			
2017年	165,117	38,051	31,512	16,231	7,483	1,745	52,994	18,085	144,711	37,091	2,535		10,209	3,866	6,568	409	420,529	115,477			
2018年	156,214	41,146	33,913	17,959	7,202	1,233	53,788	18,263	130,390	31,966	2,441		9,587	3,232	7,035	385	400,570	114,183			
2015年度	149,080	37,721	28,095	13,047	7,591	1,958	51,095	16,279	133,814	31,475	2,838		9,538	3,109	6,658	553	388,709	104,141	H27.4/1-H28.3/31		
2016年度	152,109	36,736	30,326	15,216	7,415	1,602	50,867	17,679	143,566	38,120	2,857		9,371	3,536	6,468	445	402,979	113,334	H28.4/1-H29.3/31		
2017年度	152,860	31,807	32,197	16,763	7,580	1,530	53,389	17,997	142,064	33,943	2,489		9,806	3,582	6,466	383	406,849	106,005	H29.4/1-H30.3/31		
2018年度	165,484	44,900	34,471	18,543	7,273	1,553	53,133	18,559	125,347	30,548	2,386		9,914	3,419	7,151	393	405,156	117,909	H30.4/1-H31.3/31		
2018年1月	10,169	1,586	2,673	1,440	607	125	4,057	1,346	10,089	1,601	176		713	245	448	34	28,931	6,377			
2月	9,837	1,823	2,725	1,378	693	77	4,737	1,309	11,728	2,376	213		674	193	579	32	31,187	7,188	60,118	13,565	
3月	14,135	3,237	2,974	1,539	804	170	5,613	2,024	13,804	4,061	223		771	235	612	35	38,936	11,301	99,054	24,866	
4月	11,018	2,479	2,786	1,522	539	60	4,343	1,423	10,108	2,621	235		792	291	580	23	30,401	8,417	129,455	33,283	
5月	14,533	4,970	2,659	1,418	464	69	4,296	1,647	9,900	2,565	182		740	238	757	31	33,532	10,936	162,987	44,219	
6月	14,255	4,723	2,853	1,507	614	181	4,270	1,374	11,055	2,922	198		900	312	640	28	34,785	11,047	197,772	55,266	
7月	12,472	3,494	2,834	1,540	626	138	4,275	1,412	10,191	2,782	223		846	310	540	38	32,006	9,714	229,778	64,980	
8月	9,392	1,426	2,726	1,484	432	68	3,934	1,124	9,671	2,315	189		845	284	494	30	27,682	6,730	257,460	71,710	
9月	18,600	6,248	2,923	1,639	686	92	4,871	1,628	11,364	2,953	203		805	288	655	38	40,108	12,886	297,568	84,596	
10月	16,323	5,629	2,962	1,522	570	99	4,196	1,749	10,523	2,356	180		799	259	538	33	36,090	11,646	333,658	96,242	
11月	11,596	2,923	2,843	1,414	545	93	4,420	1,689	11,496	2,844	217		886	323	529	31	32,531	9,317	366,189	105,559	
12月	13,882	2,607	2,955	1,558	622	62	4,777	1,539	10,461	2,570	202		818	253	663	33	34,381	8,623	400,570	114,182	
2019年1月	13,964	4,347	2,845	1,594	591	121	4,226	1,474	9,352	2,023	172		764	274	480	27	32,394	9,860			
2月	14,427	3,364	3,015	1,674	784	281	4,070	1,339	9,148	1,800	180		790	273	645	44	33,058	8,775	65,452	18,635	
3月	15,022	2,690	3,070	1,671	800	289	5,455	2,161	12,078	2,797	205		929	314	630	37	38,188	9,958	103,640	28,593	
4月	11,451	2,617	2,878	1,606	543	121	3,467	1,218	9,795	2,306	199		755	275	572	24	29,659	8,168	133,299	36,761	
5月																					
6月																					
7月																					
8月																					
9月																					
10月																					
11月																					
12月																					



(注) は、平成30年「機械統計年報」(2019年5月公表)により訂正のあったもの

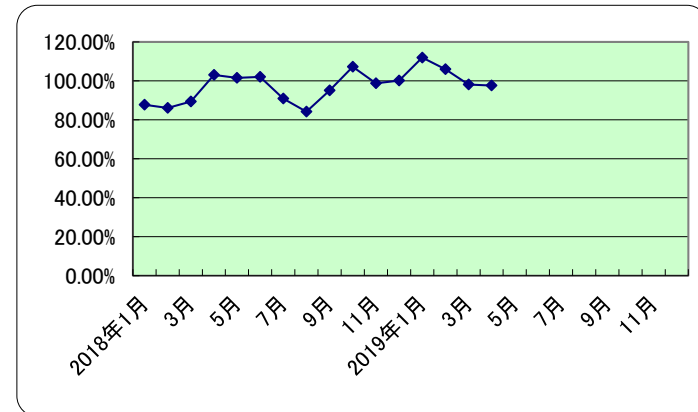
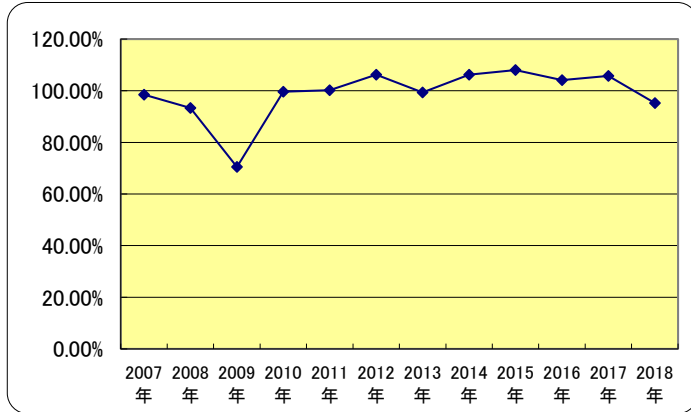
一般社団法人 日本金型工業会

金型生産実績（金額）

「機械統計」（対前年同月比）

注）右欄は内製分（単位：%）

	プレス型		鍛造型		鋳造型		ダイカスト型		プラスチック型		ガラス型		ゴム型		粉末冶金型		合計		
2007年	101.86%	117.63%	97.34%	100.71%	90.25%	100.50%	91.70%	88.05%	98.35%	102.89%	82.92%		95.37%	108.46%	98.09%	89.45%	98.46%	107.36%	
2008年	89.82%	76.59%	99.19%	100.44%	94.95%	69.26%	98.10%	99.81%	94.97%	94.54%	90.75%		92.39%	82.58%	97.33%	129.08%	93.31%	86.42%	
2009年	78.99%	83.56%	60.42%	56.16%	57.59%	74.67%	52.21%	62.05%	69.70%	91.84%	91.00%		59.12%	74.50%	60.14%	71.09%	70.47%	80.92%	
2010年	90.79%	91.71%	140.99%	138.04%	96.62%	94.12%	120.60%	108.79%	100.94%	85.71%	105.10%	29.20%	90.50%	84.66%	123.18%	102.99%	99.66%	94.00%	
2011年	98.49%	81.07%	103.67%	108.17%	111.81%	102.49%	114.92%	122.68%	96.37%	100.63%	98.60%		100.44%	87.39%	116.93%	111.45%	100.20%	95.09%	
2012年	105.17%	119.51%	126.57%	114.71%	120.99%	109.65%	114.22%	109.07%	101.89%	94.52%	93.37%		100.59%	91.80%	98.26%	92.64%	106.20%	107.71%	
2013年	99.27%	88.69%	115.32%	96.02%	96.69%	149.57%	96.99%	104.08%	97.00%	100.13%	88.18%		110.17%	160.15%	103.30%	121.03%	99.38%	97.63%	
2014年	107.47%	100.70%	109.59%	110.65%	79.49%	65.16%	108.27%	113.18%	107.95%	114.47%	91.32%		82.63%	91.34%	97.75%	95.08%	106.26%	106.63%	
2015年	105.33%	115.89%	96.84%	103.66%	104.26%	114.68%	123.12%	128.56%	106.41%	96.59%	98.29%		174.17%	160.14%	101.83%	80.29%	108.00%	109.79%	
2016年	101.86%	98.41%	107.80%	140.56%	93.40%	69.86%	100.62%	113.39%	108.94%	111.97%	101.71%		95.69%	102.87%	95.15%	79.93%	104.11%	106.62%	
2017年	111.16%	105.97%	104.83%	90.37%	102.65%	120.68%	102.76%	101.24%	101.47%	103.95%	86.96%		112.35%	118.41%	104.02%	91.70%	105.71%	105.47%	
2018年	94.61%	108.13%	107.62%	110.65%	96.24%	70.66%	102.66%	100.98%	90.10%	86.18%	96.29%		93.91%	83.60%	107.11%	94.13%	95.25%	98.88%	
2015年度	104.34%	112.55%	98.15%	105.27%	100.44%	115.38%	115.73%	123.66%	105.15%	89.69%	97.79%		147.51%	135.23%	103.21%	88.91%	106.12%	105.43%	
2016年度	102.03%	97.39%	107.94%	116.63%	97.69%	81.83%	99.55%	108.60%	107.29%	121.11%	100.67%		98.25%	113.72%	97.15%	80.50%	103.67%	108.83%	
2017年度	100.49%	86.58%	106.17%	110.16%	102.22%	95.50%	104.96%	101.80%	98.95%	89.04%	87.12%		104.64%	101.31%	99.97%	86.03%	100.96%	93.53%	
2018年度	108.26%	141.16%	107.06%	110.62%	95.95%	101.50%	99.52%	103.12%	88.23%	90.00%	95.86%		101.10%	95.45%	110.59%	102.61%	99.58%	111.23%	
2018年1月	77.71%	35.50%	106.66%	108.52%	102.02%	83.33%	110.09%	90.03%	88.18%	45.42%	88.89%		93.69%	85.07%	64.09%	89.47%	87.75%	56.48%	
2月	67.40%	43.10%	106.78%	108.50%	101.02%	48.13%	99.71%	88.39%	97.04%	67.75%	89.87%		83.83%	68.68%	114.43%	69.57%	86.11%	65.49%	
3月	75.51%	77.24%	113.12%	125.22%	110.59%	61.37%	112.76%	112.95%	93.64%	97.78%	100.00%		77.49%	60.72%	114.18%	79.55%	89.41%	93.61%	
4月	119.64%	163.20%	104.34%	105.11%	86.66%	59.41%	107.95%	104.56%	88.91%	117.59%	104.44%		90.62%	88.18%	111.32%	65.71%	103.01%	119.85%	
5月	125.14%	262.27%	108.05%	111.04%	76.19%	50.36%	114.90%	142.23%	76.49%	62.14%	92.39%		86.55%	71.90%	127.01%	110.71%	101.58%	122.14%	
6月	114.97%	194.20%	106.02%	107.87%	86.12%	107.74%	100.83%	110.90%	89.04%	95.37%	92.09%		96.88%	85.71%	132.23%	84.85%	102.06%	122.02%	
7月	91.08%	157.10%	108.13%	115.88%	113.41%	156.82%	92.43%	80.05%	84.33%	99.78%	102.76%		97.80%	83.56%	96.95%	122.58%	90.89%	113.02%	
8月	70.03%	57.18%	108.43%	113.89%	85.54%	89.47%	95.35%	80.57%	89.10%	90.25%	107.39%		107.10%	95.95%	96.67%	150.00%	84.18%	82.59%	
9月	95.58%	91.04%	101.32%	106.84%	124.28%	75.41%	101.88%	106.75%	88.28%	86.02%	89.04%		95.83%	92.01%	119.31%	190.00%	95.11%	93.31%	
10月	124.09%	194.78%	110.73%	109.18%	77.66%	53.80%	100.82%	108.16%	93.27%	93.16%	92.31%		94.67%	84.09%	88.63%	113.79%	107.24%	130.11%	
11月	95.21%	174.93%	106.00%	105.52%	81.34%	42.27%	90.35%	96.79%	104.80%	112.63%	97.31%		106.49%	122.81%	107.52%	83.78%	98.76%	119.43%	
12月	102.08%	82.16%	112.53%	112.57%	119.85%	100.00%	108.59%	101.65%	89.78%	97.20%	100.50%		99.76%	75.98%	130.00%	67.35%	100.16%	94.15%	
2019年1月	137.32%	274.09%	106.43%	110.69%	97.36%	96.80%	104.17%	109.51%	92.70%	126.36%	97.73%		107.15%	111.84%	107.14%	79.41%	111.97%	154.62%	
2月	146.66%	184.53%	110.64%	121.48%	113.13%	364.94%	85.92%	102.29%	78.00%	75.76%	84.51%		117.21%	141.45%	111.40%	137.50%	106.00%	122.08%	
3月	106.28%	83.10%	103.23%	108.58%	99.50%	170.00%	97.19%	106.77%	87.50%	68.87%	91.93%		120.49%	133.62%	102.94%	105.71%	98.08%	88.12%	
4月	103.93%	105.57%	103.30%	105.52%	100.74%	201.67%	79.83%	85.59%	96.90%	87.98%	84.68%		95.33%	94.50%	98.62%	104.35%	97.56%	97.04%	
5月																			
6月																			
7月																			
8月																			
9月																			
10月																			
11月																			
12月																			



（注）は、平成30年「機械統計年報」（2019年5月公表）により訂正のあったもの